


How to make a windmill




Choose 2 squares of paper, the same size, in different colours




Put one sheet exactly on top of the other



Fold both sheets diagonally and unfold



Fold both sheets
diagonally the other way



unfold




Cut along each diagonal
line until about 3cm from
the middle (through both
sheets of paper)



Fold 4 alternate triangles into the middle, keep in place by holding with fingers



Hold corners in the middle with tape or sticker



Use a drawing pin or small nail to attach windmill to a dowling rod or wooden chop stick,

Or

Put bluetac in the end of a bendy straw, then push the pin/nail into the bluetac